

B215
Two Port Multi-Type Floppy
Disk Controller
User's Manual



B215
Two Port Multi-Type Floppy
Disk Controller
User's Manual

IBM PCTM, PC/XTTM, PC/ATTM are registered trademarks of International Business Machines Corp.

INTRODUCTION:

B215 IS A INTELLIGMENT FLOPPY DISK CONTROLLER WHICH IS DESIGNED AS PER THE NEW SPECIFICATIONS OF DISK DRIVERS OF PC/XTTM, PC/ATTM, PC/ATTM-386.

IT IS SUPPORTED TO BE USED AS A INTERFACE CARD ON YOUR PC/XTTM, PC/ATTM, PC/ATTM-386 SYSTEM.

THE MOST POWERFULL FUCTION OF B215 FLOPPY DISK CONTROLLER IS THAT YOU CAN USE TWO FLOPPY DISK DRIVER, AND FORMAT < READ, WARITE > ANY KINDS OF DISK DRIVE SUCH AS 5.25" 360KB/1.2MB OR 3.5" 720KB/1.44MB DISK DRIVES. WHEN YOU USE B215 CARD, YOU DO NOT CARE THAT YOUR SYSTEM IS PC/XTTM, PC/ATTM, OR PC/ATTM-386; YOU DO NOT CARE THAT YOUR SYSTEM BIOS IS AWARD, PHOENIX, OR AMI. . . .; AND THE SETUP < DIAGNOSTIC > PROGRAM IS SUPPORTED TO INSTALL 720KB/1.44MB DISK DRIVES FUNCTION OR NOT. ANY KINDS OF SYSTEM WITH DISK DRIVES CAN BE RUN UNDER B215 CARD.

NOTE: IF YOU USE B215 FORMAT DISKETTE HAVE SOME TROUBLE, SUGGEST YOU CHANGE DOS™ VERSION TO MS-DOS VERSION 3.3, OR PC-DOS™ VERSION 3.20 OR 3.3

IF YOU USE TWO DRIVER, PLEASE PULL UP THE DIP RESISTOR OF DRIVER B.

THE DETAILED FUNCTIONS AS FOLLOWS:

A. IT CAN BE USED ON THE FOLLOWING SYSTEMS

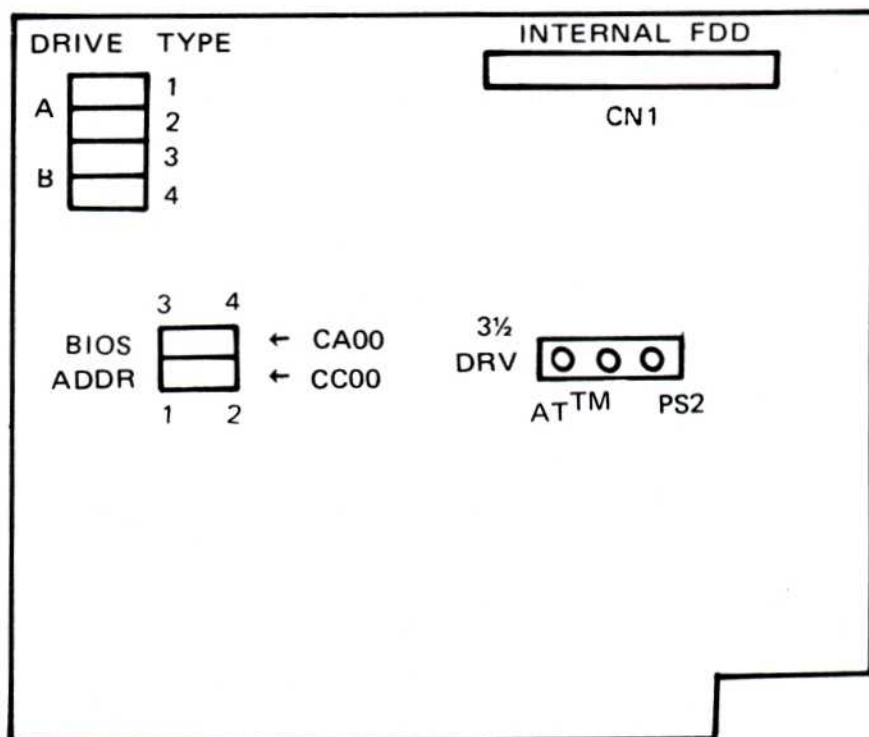
SYSTEM	CPU	CLOCK
PC™	8088	4.77MHZ
PC/XT™	8088	4.77MHZ/8MHZ/10MHZ
PC/XT™	8086	6MHZ/8MHZ
PC/AT™	80286	6M/8M/10M/12M/16MHZ
PC/AT™	80386	15MHZ/20MHZ/24MHZ

B. IT CAN CONNECT THE FOLLOWING FLOPPY DISK DRIVES.

SIZE	TRANSFER RATE	CAPACITY
5.25"	250 KBS	360 KBYTE
	300 KBS	360KB/1.2MBYTE
	500 KBS	1.2 MBYTE
3.5"	250 KBS	720 KBYTE
	250 KBS	720KB/1.44MBYTE
	500 KBS	1.44MBYTE

JUMPER FUNCTIONS SETTING:

FIG 2-1 THE B215 PHYSICAL COMPONENT SIZE:



(A) DRV TYPE: DRIVE TYPE SELECTION DIP-SWITCH

DRV	TYPE	360K	1.2M	720K	1.4M
A	1 1	<input checked="" type="checkbox"/> <input checked="" type="checkbox"/>	<input type="checkbox"/> <input type="checkbox"/>	<input checked="" type="checkbox"/> <input checked="" type="checkbox"/>	<input type="checkbox"/> <input type="checkbox"/>
	2 2	<input type="checkbox"/> <input checked="" type="checkbox"/>	<input checked="" type="checkbox"/> <input checked="" type="checkbox"/>	<input type="checkbox"/> <input type="checkbox"/>	<input type="checkbox"/> <input type="checkbox"/>
B	3 3	<input type="checkbox"/> <input checked="" type="checkbox"/>	<input type="checkbox"/> <input type="checkbox"/>	<input checked="" type="checkbox"/> <input checked="" type="checkbox"/>	<input type="checkbox"/> <input type="checkbox"/>
	4 4	<input type="checkbox"/> <input checked="" type="checkbox"/>	<input checked="" type="checkbox"/> <input checked="" type="checkbox"/>	<input type="checkbox"/> <input type="checkbox"/>	<input type="checkbox"/> <input type="checkbox"/>

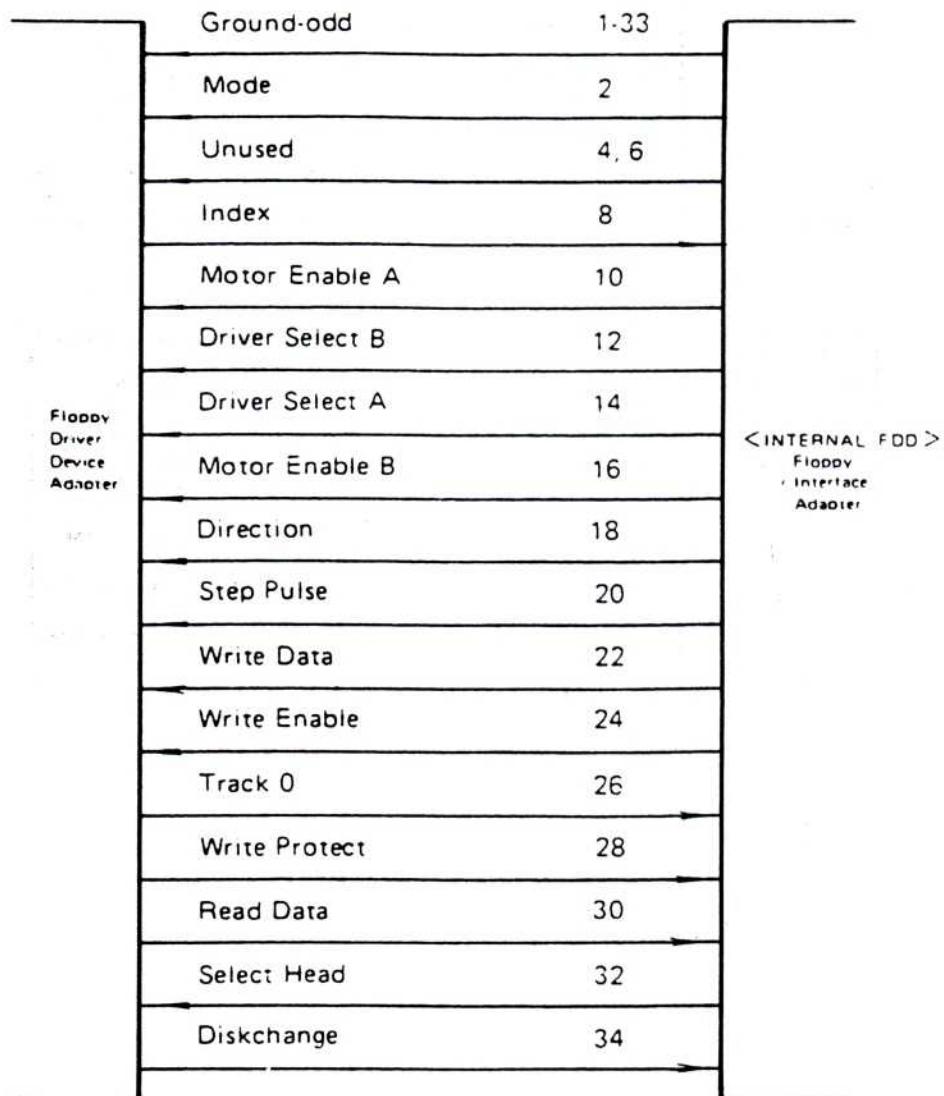
NOTE: is JP Close.

is JP Open.

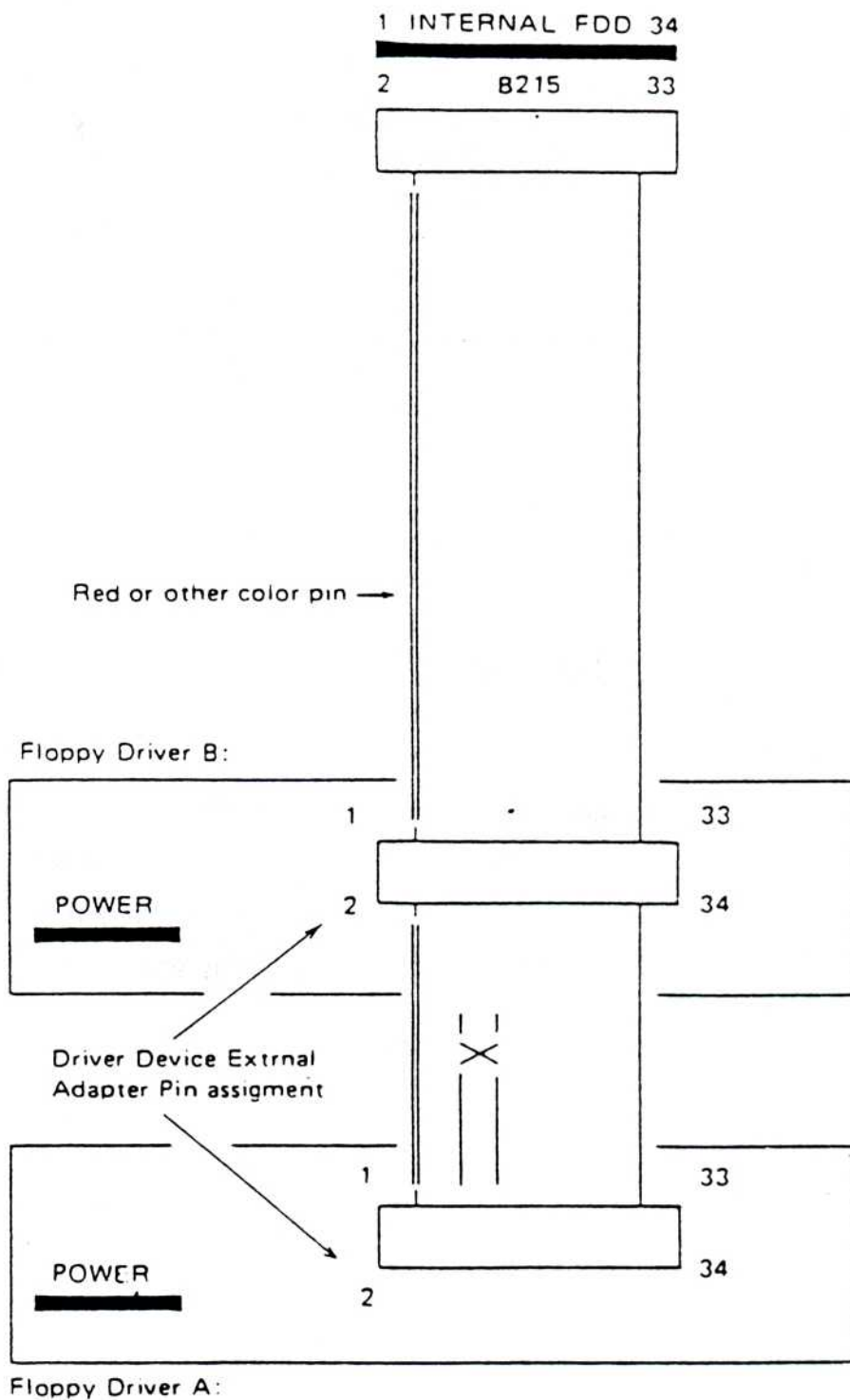
DRIVE	BIT		DEFINE
	1	2	
D R I V E A:	<input type="checkbox"/> — <input type="checkbox"/>	<input type="checkbox"/> — <input type="checkbox"/>	360KB
	<input type="checkbox"/> — <input type="checkbox"/>	<input type="checkbox"/> <input type="checkbox"/>	720KB
	<input type="checkbox"/> <input type="checkbox"/>	<input type="checkbox"/> — <input type="checkbox"/>	1.2MB
	<input type="checkbox"/> <input type="checkbox"/>	<input type="checkbox"/> <input type="checkbox"/>	1.4MB

DRIVE	BIT		DEFINE
	3	4	
D R I V E B:	<input type="checkbox"/> — <input type="checkbox"/>	<input type="checkbox"/> — <input type="checkbox"/>	360KB
	<input type="checkbox"/> — <input type="checkbox"/>	<input type="checkbox"/> <input type="checkbox"/>	720KB
	<input type="checkbox"/> <input type="checkbox"/>	<input type="checkbox"/> — <input type="checkbox"/>	1.2MB
	<input type="checkbox"/> <input type="checkbox"/>	<input type="checkbox"/> <input type="checkbox"/>	1.4MB

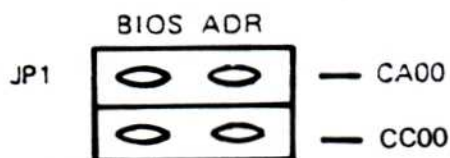
(B) INTERNAL FDD: Floppy Disk < DRV A: & B: > Cable Adapter



CABLE CONNECTION:

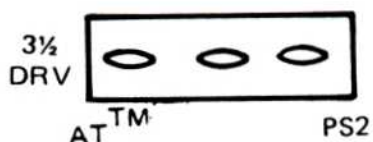


(C) BIOS ADR: Floppy Disk BIOS Address Decode Position



THE BIOS ADDRESS JUMPER IS SUPPORT FDC USED, OUR B215 ROM DECODE ADDRESS IS LOCATION <HAX> CA00 or CC00.

(D) 3½ DRV SELECTOR: 3½ FDD 1.44B TYPE SELECTOR



THIS JUMPER SELECT THE DRIVE TYPE OF THE 3.5" MINI-DRIVE, CONTROL DRIVE INTERFACE PIN-2. IF YOU DOESN'T KNOW WHAT THE TYPE YOUR DRIVE, PLEASE TEST SELECT JUMPER 'AT™ & 'PS2'.



