

# **IBM Personal Computer Data Acquisition and Control Adapter Distribution Panel Installation Instructions**

This option consists of:

**IBM Personal Computer Data Acquisition and Control  
Adapter Distribution Panel**

If the Distribution Panel is missing or damaged, notify  
your place of purchase.

ASSY 6323711

**6138196**

**August 15, 1984**

© Copyright IBM Corporation 1984

The warranty terms and conditions applicable in the country of purchase (except for the U.S. and Puerto Rico) in respect of an IBM Personal Computer product are available from the supplier. Please retain them with your proof of purchase.

## **LIMITED WARRANTY (APPLIES TO U.S. AND PUERTO RICO ONLY)**

The International Business Machines Corporation warrants this IBM Personal Computer Product to be in good working order for a period of 90 days from the date of purchase from IBM or an authorized IBM Personal Computer Dealer. Should this Product fail to be in good working order at any time during this 90 day warranty period, IBM will, at its option, repair or replace this Product at no additional charge except as set forth below. Repair parts and replacement Products will be furnished on an exchange basis and will be either reconditioned or new. All replaced parts and Products become the property of IBM. This limited warranty does not include service to repair damage to the Product resulting from accident, disaster, misuse, abuse, or non-IBM modification of the Product.

Limited Warranty service may be obtained by delivering the Product during the 90 day warranty period to an authorized IBM Personal Computer Dealer, or any IBM Service/Exchange Center and providing proof of purchase date. If this Product is delivered by mail, you agree to insure the Product or assume the risk of loss or damage in transit, to prepay shipping charges to the warranty service location and to use the original shipping container or equivalent. Contact an authorized IBM Personal Computer dealer or write to IBM Personal Computer, Sales and Service, P.O. Box 1328-W, Boca Raton, Florida 33432, for further information.

ALL EXPRESS OR IMPLIED WARRANTIES FOR THIS PRODUCT INCLUDING THE WARRANTIES OF MERCHANTABILITY AND FITNESS FOR A PARTICULAR PURPOSE, ARE LIMITED IN DURATION TO A PERIOD OF 90 DAYS FROM THE DATE OF PURCHASE, AND NO WARRANTIES, WHETHER EXPRESS OR IMPLIED, WILL APPLY AFTER THIS PERIOD. SOME STATES DO NOT ALLOW LIMITATIONS ON HOW LONG AN IMPLIED WARRANTY LASTS, SO THE ABOVE LIMITATIONS MAY NOT APPLY TO YOU.

IF THIS PRODUCT IS NOT IN GOOD WORKING ORDER AS WARRANTED ABOVE, YOUR SOLE REMEDY SHALL BE REPAIR OR REPLACEMENT AS PROVIDED ABOVE. IN NO EVENT WILL IBM BE LIABLE TO YOU FOR ANY DAMAGES, INCLUDING ANY LOST PROFITS, LOST SAVINGS OR OTHER INCIDENTAL OR CONSEQUENTIAL DAMAGES ARISING OUT OF THE USE OF OR INABILITY TO USE SUCH PRODUCT, EVEN IF IBM OR AN AUTHORIZED IBM PERSONAL COMPUTER DEALER HAS BEEN ADVISED OF THE POSSIBILITY OF SUCH DAMAGES, OR FOR ANY CLAIM BY ANY OTHER PARTY.

SOME STATES DO NOT ALLOW THE EXCLUSION OR LIMITATION OF INCIDENTAL OR CONSEQUENTIAL DAMAGES FOR CONSUMER PRODUCTS, SO THE ABOVE LIMITATIONS OR EXCLUSIONS MAY NOT APPLY TO YOU.

THIS WARRANTY GIVES YOU SPECIFIC LEGAL RIGHTS, AND YOU MAY ALSO HAVE OTHER RIGHTS WHICH MAY VARY FROM STATE TO STATE.

# FEDERAL COMMUNICATIONS COMMISSION RADIO FREQUENCY INTERFERENCE STATEMENT

**Warning:** The equipment described herein has been certified to comply with the limits for a Class B computing device, pursuant to Subpart J of Part 15 of FCC rules. Only peripherals (computer input/output devices, terminals, printers, etc.) certified to comply with the Class B limits may be attached to the computer. Operation with non-certified peripherals is likely to result in interference to radio and TV reception. If peripherals not offered by IBM are used with the equipment, it is suggested to use shielded grounded cables with in-line filters if necessary.

## INSTRUCTIONS TO USER

This equipment generates and uses radio frequency energy and if not installed and used properly, i.e., in strict accordance with the operating instructions, reference manuals, and the service manual, may cause interference to radio or television reception. It has been tested and found to comply with the limits for a Class B computing device pursuant to Subpart J of Part 15 of FCC Rules, which are designed to provide reasonable protection against such interference when operated in a residential installation.

If this equipment does cause interference to radio or television reception, which can be determined by turning the equipment off and on, the user is encouraged to try to correct the interference by one or more of the following measures:

- Reorient the receiving antenna.
- Relocate the equipment with respect to the receiver.
- Move the equipment away from the receiver.
- Plug the equipment into a different outlet so that equipment and receiver are on different branch circuits.
- Ensure that card mounting screws, attachment connector screws, and ground wires are tightly secured.
- Ensure that card slot covers are in place when no card is installed.
- If peripherals not offered by IBM are used with this equipment, it is suggested that you use shielded, grounded cables with in-line filters, if necessary.

If necessary consult your dealer service representative for additional suggestions.

The manufacturer is not responsible for any radio or TV interference caused by unauthorized modifications to this equipment. It is the responsibility of the user to correct such interference.

**CAUTION:** The product described herein is equipped with a grounded plug for the user's safety. It is to be used in conjunction with a properly grounded receptacle to avoid electrical shock.

**Notes:**

# Contents

Installation Requirements .....	3
Tool Requirements .....	3
Installation Instructions .....	5
Connector Information .....	9

**Notes:**

# Installation Requirements

Be sure to set up your system before installing this option.

The IBM Personal Computer Data Acquisition and Control Adapter Distribution Panel can be connected only to an installed IBM Personal Computer Data Acquisition and Control Adapter.

## Tool Requirements

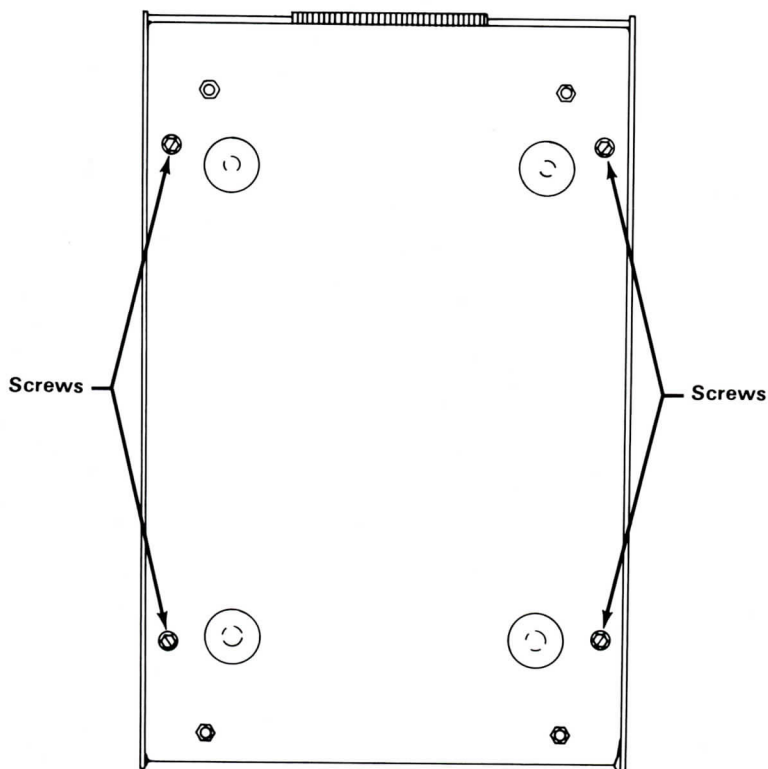
Medium-size, flat-blade screwdriver

**Notes:**

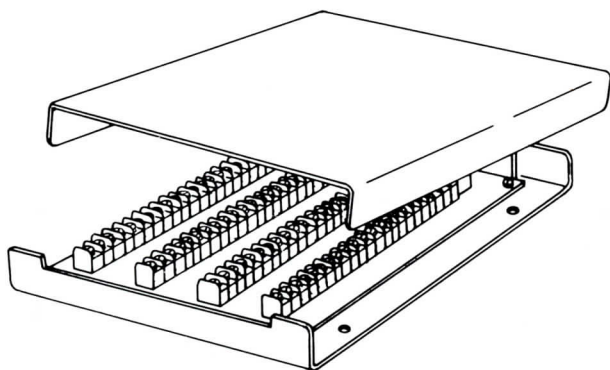


# Installation Instructions

- 1** Set the Power switches on the system unit and all attached options to Off.
- 2** Remove the 4 cover screws.




- 3** Remove the cover from the distribution panel and set it aside.



## CAUTION

Set the Power switches on the system unit and all attached devices to Off before connecting any devices to the distribution panel.

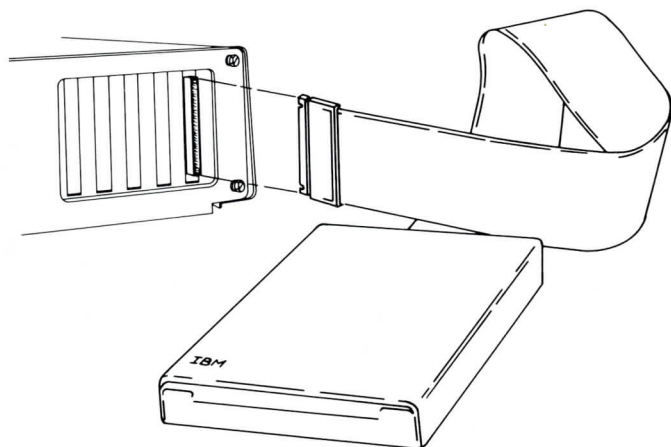
- 4 After connecting any devices to the distribution panel, position their wires to exit the panel as shown below.



**Note:** Make sure that you do not pinch the wires when you place the cover on the distribution panel.

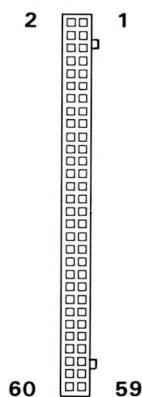
- 5 Place the cover over the distribution panel.
- 6 Install the cover screws you removed in Step 2.

- 7** Connect the cable from the distribution panel to the connector on the IBM Data Acquisition and Control Adapter.



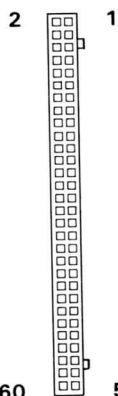
This completes the installation of your IBM Personal Computer Data Acquisition Distribution Panel. The "Connector Information" on the following page can be used to do a continuity check on the Distribution Panel.

## Connector Information



	Signal Name	Pin	
IBM Distribution Panel Terminals	D/A 1	1	IBM Distribution Panel Cable Connector
	D/A 0	2	
	+10V REF	3	
	A GND	4	
	A/D 0-	5	
	A/D 0	6	
	A/D 1-	7	
	A/D 1	8	
	A/D 2-	9	
	A/D 2	10	
	A/D 3-	11	
	A/D 3	12	
	A GND	13	
	A/D CE	14	
	D GND	15	
	A/D CO	16	
	BI 8	17	
	BO 8	18	
	BI 9	19	
	BO 9	20	
	BI 10	21	
	BO 10	22	
	BI 11	23	
	BO 11	24	
	BI 12	25	
	BO 12	26	
	BI 13	27	
	BO 13	28	
	BI 14	29	
	BO 14	30	

## Connector Information



Signal Name		Pin	
IBM Distribution Panel Terminals	BI 15	31	IBM Distribution Panel Cable Connector
	BO 15	32	
	BI HOLD	33	
	BO GATE	34	
	BI 0	35	
	BO 0	36	
	BI 1	37	
	BO 1	38	
	BI 2	39	
	BO 2	40	
	BI 3	41	
	BO 3	42	
	BI 4	43	
	BO 4	44	
	BI 5	45	
	BO 5	46	
	BI 6	47	
	BO 6	48	
	BI 7	49	
	BO 7	50	
	RATE OUT	51	
	DELAY OUT	52	
	BI STROBE	53	
	BO STROBE	54	
	BO CTS	55	
	BI CTS	56	
	IRQ	57	
	COUNT OUT	58	
COUNT IN	59		
D GND	60		

# Notes:

**Notes:**